

POSITIVE CAREER OUTCOMES REPORT

2015-16 Benson School of Business Graduates | 6 months after graduation

78%

of survey respondents reported employment in a position related to their career goals



82%

of survey respondents reported employment in a position related to their major area of study



69%

of survey respondents reported satisfaction (satisfied or very satisfied) with their current occupation



98%

POSITIVE OUTCOMES

Working full- or part-time
Enrolled in continuing education
Serving in Military or as a Volunteer

247

2015-2016 SCHOOL OF
BUSINESS GRADUATES

185

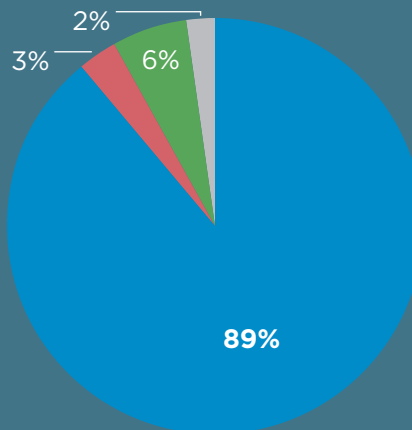
GRADUATES WITH
VERIFIED OUTCOMES
(75% knowledge rate)

BUSINESS DEGREES

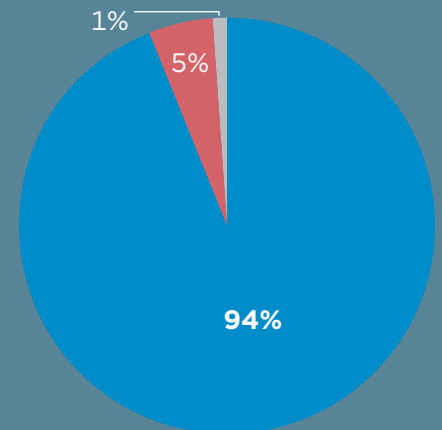
- Bachelors of Science in Business Administration
- Master of Business Administration
- Master of Science in Management and Leadership

PRIMARY STATUS by Degree Level

BACHELORS DEGREE



MASTERS DEGREE



Working full-time



Working part-time



Enrolling in additional education



Seeking additional education



Engaged in military service



Engaged in volunteer service



Unemployed and seeking employment



Unemployed and not seeking employment

TOP INDUSTRIES



POSITIVE CAREER OUTCOMES REPORT

2016-17 Benson School of Business Graduates | 6 months after graduation

85%

of survey respondents reported employment in a position related to their career goals



88%

of survey respondents reported employment in a position related to their major area of study



71%

of survey respondents reported satisfaction (satisfied or very satisfied) with their current occupation



90%

POSITIVE OUTCOMES

Working full- or part-time
Enrolled in continuing education
Serving in Military or as a Volunteer

226

2016-2017 SCHOOL OF
BUSINESS GRADUATES

173

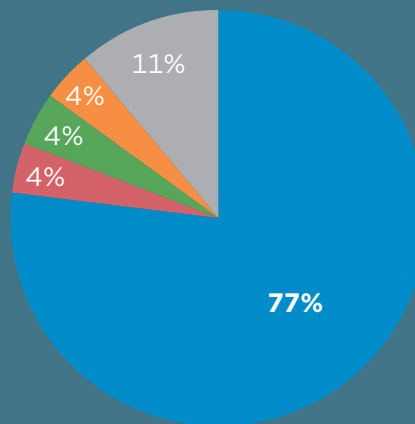
GRADUATES WITH
VERIFIED OUTCOMES
(77% knowledge rate)

BUSINESS DEGREES

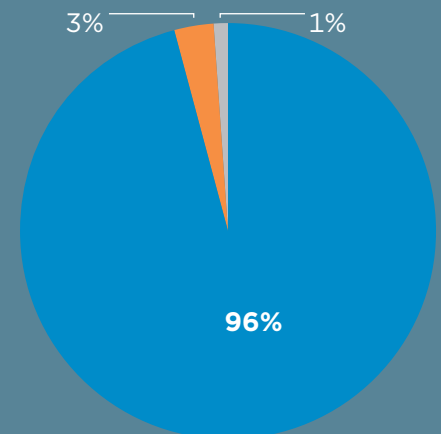
- Bachelors of Science in Business Administration
- Master of Business Administration
- Master of Science in Management and Leadership

PRIMARY STATUS by Degree Level

BACHELORS DEGREE



MASTERS DEGREE



Working full-time



Working part-time



Enrolling in additional education



Seeking additional education



Engaged in military service



Engaged in volunteer service



Unemployed and seeking employment



Unemployed and not seeking employment

TOP INDUSTRIES



POSITIVE CAREER OUTCOMES REPORT

2017-18 Benson School of Business Graduates | 6 months after graduation

89%

of survey respondents reported employment in a position related to their career goals



89%

of survey respondents reported employment in a position related to their major area of study



79%

of survey respondents reported satisfaction (satisfied or very satisfied) with their current occupation



96%

POSITIVE OUTCOMES

Working full- or part-time
Enrolled in continuing education
Serving in Military or as a Volunteer

203

2017-2018 SCHOOL OF
BUSINESS GRADUATES

157

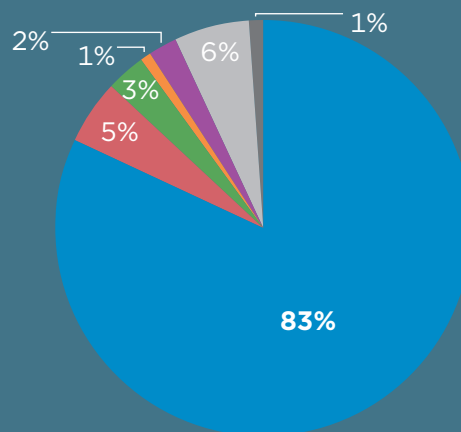
GRADUATES WITH
VERIFIED OUTCOMES
(77% knowledge rate)

BUSINESS DEGREES

- Bachelors of Science in Business Administration
- Master of Business Administration
- Master of Science in Management and Leadership

PRIMARY STATUS by Degree Level

BACHELORS DEGREE



MASTERS DEGREE



Working full-time



Working part-time



Enrolling in additional education



Seeking additional education



Engaged in military service



Engaged in volunteer service



Unemployed and seeking employment



Unemployed and not seeking employment

TOP INDUSTRIES

