

# POSITIVE CAREER OUTCOMES REPORT

December 2021 Graduates | 6 months after graduation

**88%** of survey respondents reported employment in a position related to their career goals



**88%** of survey respondents reported employment in a position related to their major area of study



**100%** of survey respondents reported satisfaction (satisfied or very satisfied) with their current occupation



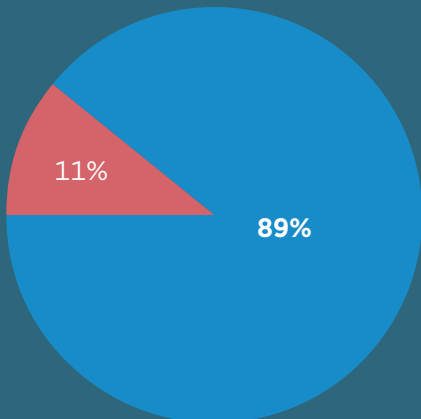
**89%** **POSITIVE OUTCOMES**  
Working full- or part-time  
Enrolled in continuing education  
Serving in Military or as a Volunteer

**182**  
DECEMBER 2021  
TOTAL GRADUATES

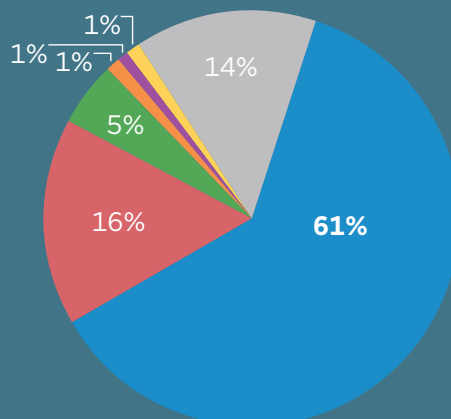
**129**  
GRADUATES WITH  
VERIFIED OUTCOMES  
(71% knowledge rate)

## PRIMARY STATUS by Degree Level

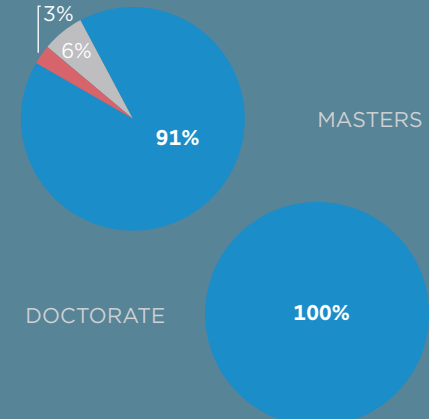
### ASSOCIATES DEGREE



### BACHELORS DEGREE



### GRADUATE DEGREE



- Working full-time
- Working part-time
- Enrolling in additional education
- Seeking additional education

- Engaged in military service
- Engaged in volunteer service
- Unemployed and seeking employment
- Unemployed and not seeking employment

## TOP INDUSTRIES

Social & Human Services



Education  
Healthcare



Manufacturing  
Marketing, Sales, & Services



Hospitality & Tourism

Automotive



Government/  
Public Admin.