

POSITIVE CAREER OUTCOMES REPORT

2015-2016 GRADUATES | 6 months after graduation

78%

of survey respondents reported employment in a position related to their career goals



78%

of survey respondents reported employment in a position related to their major area of study



70%

of survey respondents reported satisfaction (satisfied or very satisfied) with their current occupation



96%

POSITIVE OUTCOMES

Working full- or part-time
Enrolled in continuing education
Serving in Military or as a Volunteer

589

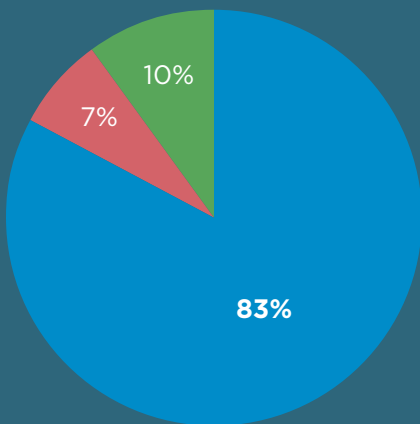
2015-2016 TOTAL GRADUATES

374

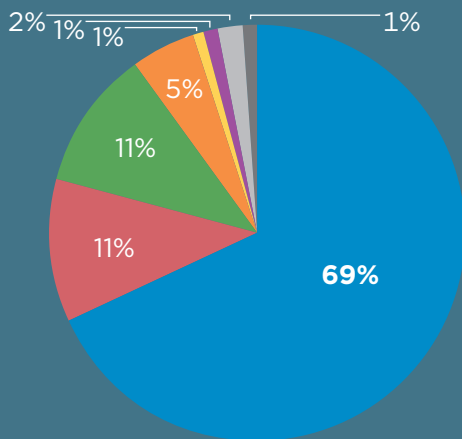
GRADUATES WITH VERIFIED OUTCOMES
(66% knowledge rate)

PRIMARY STATUS by Degree Level

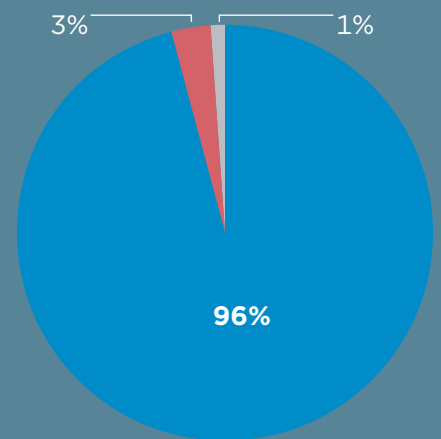
ASSOCIATES DEGREE



BACHELORS DEGREE



MASTERS DEGREE



Working full-time



Working part-time



Enrolling in additional education



Seeking additional education



Engaged in military service



Engaged in volunteer service



Unemployed and seeking employment



Unemployed and not seeking employment

TOP INDUSTRIES

Education

Healthcare

Manufacturing

Social Services

Religion

Banking/Financial

Real Estate

Retail/Wholesale