

# POSITIVE CAREER OUTCOMES REPORT

December 2016 Graduates | 6 months after graduation

80%

of survey respondents reported employment in a position related to their career goals



80%

of survey respondents reported employment in a position related to their major area of study



66%

of survey respondents reported satisfaction (satisfied or very satisfied) with their current occupation



93%

## POSITIVE OUTCOMES

Working full- or part-time  
Enrolled in continuing education  
Serving in Military or as a Volunteer

281

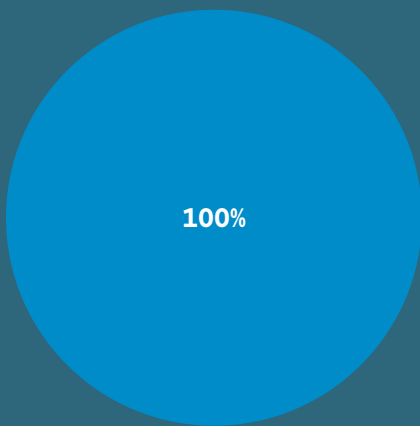
DECEMBER 2016  
TOTAL GRADUATES

197

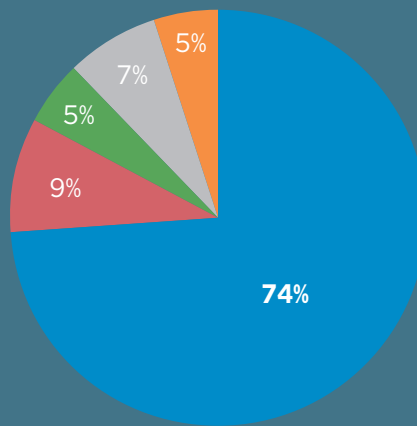
GRADUATES WITH  
VERIFIED OUTCOMES  
(70% knowledge rate)

## PRIMARY STATUS by Degree Level

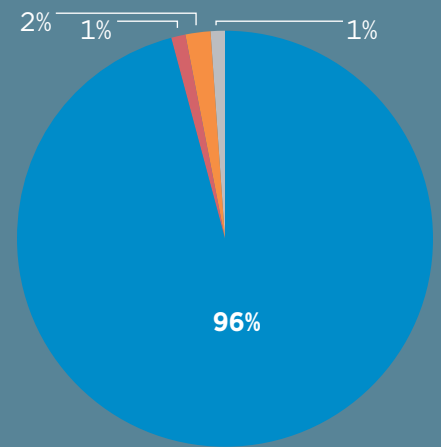
### ASSOCIATES DEGREE



### BACHELORS DEGREE



### MASTERS DEGREE



Working full-time



Working part-time



Enrolling in additional education



Seeking additional education



Engaged in military service



Engaged in volunteer service



Unemployed and seeking employment



Unemployed and not seeking employment

Social Services



## TOP INDUSTRIES



Education

Healthcare



Manufacturing

Retail/Wholesale



Religion

Govt./Public Admin.



Sports & Rec.