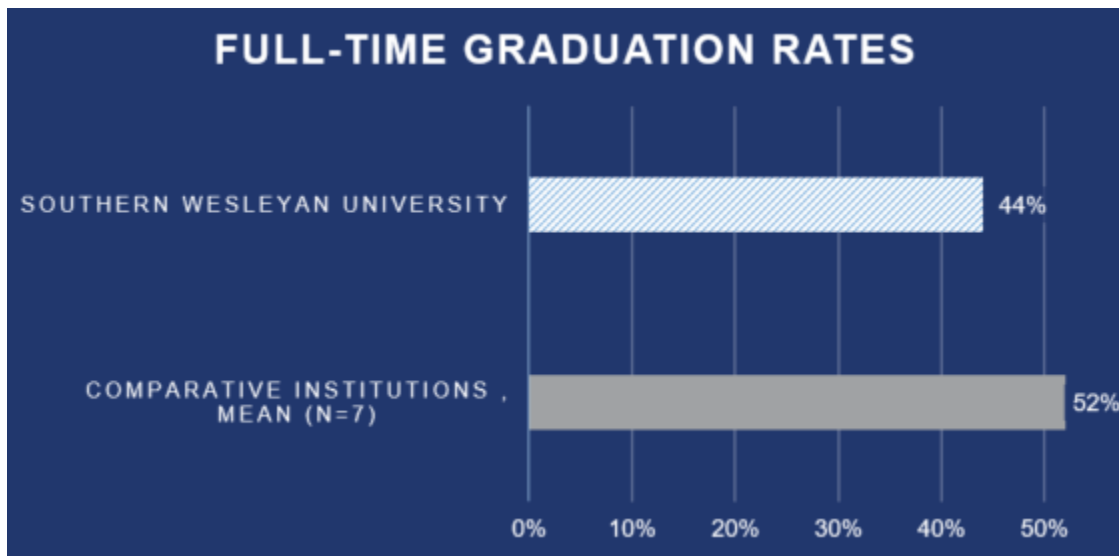


Comparative Graduation Rates

First-Time, Full-Time Undergraduate Cohorts

Graduation rates of full-time, first-time degree -seeking undergraduates within 150% of normal time to program completion:

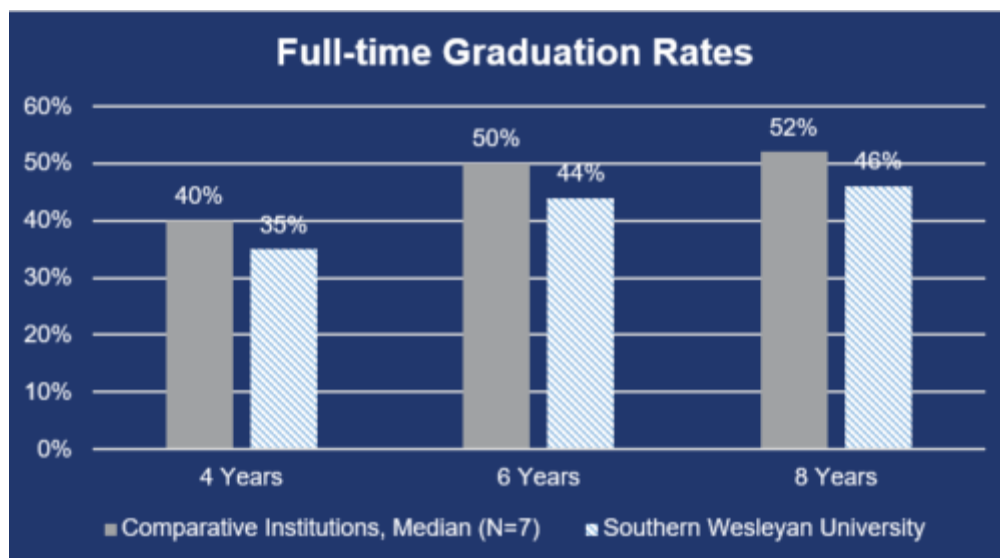
Institution Name	Full-time Graduation Rate
Comparative Institutions , Mean (N=7)	52%
Southern Wesleyan University	44%



Note: Based on 2011 cohort

Bachelor's degree graduation rates of full-time, first-time degree/certificate-seeking undergraduates within 4 years, 6 years, and 8 years:

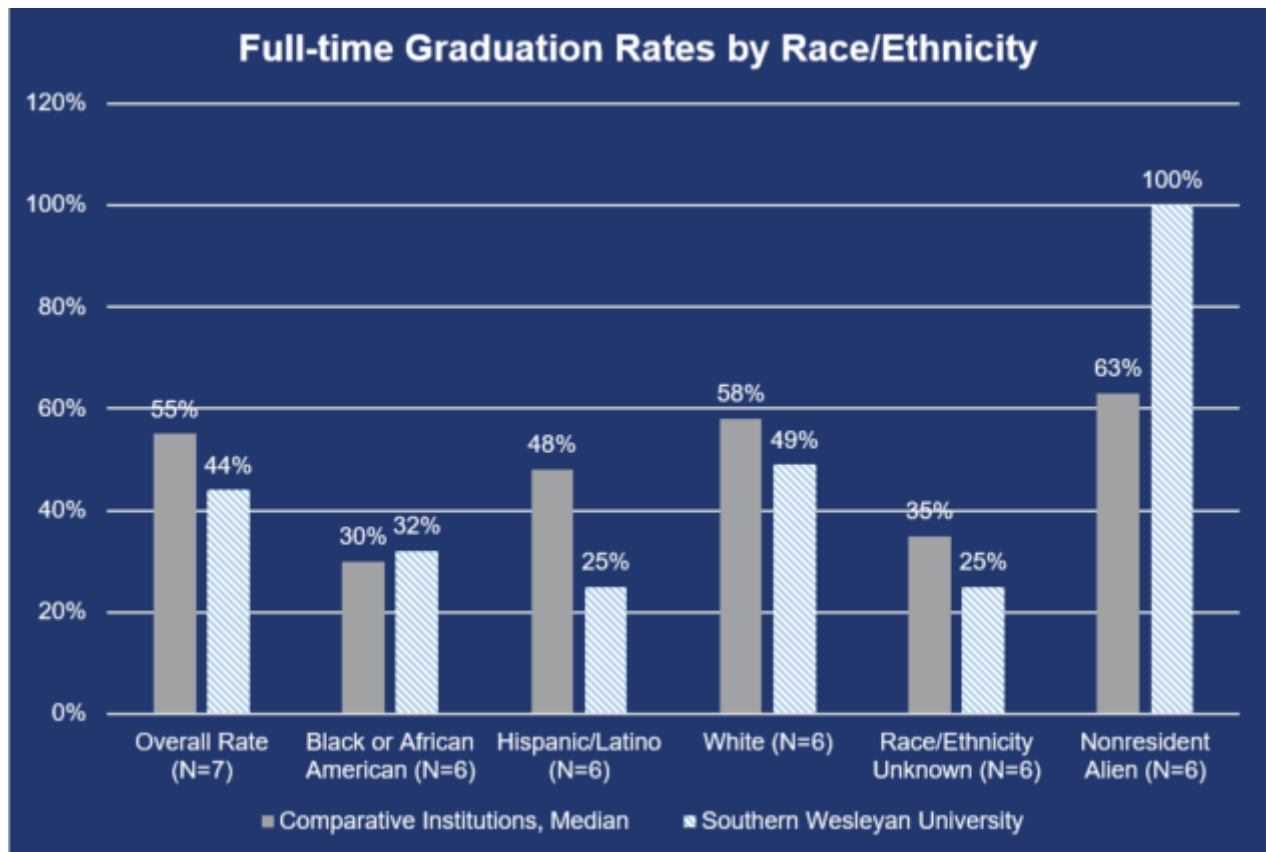
Institution Name	Full-time Graduation Rate		
	4 Years	6 Years	8 Years
Comparative Institutions, Median (N=7)	40%	50%	52%
Southern Wesleyan University	35%	44%	46%



Note: Based on 2009 cohort

Graduation rates of full-time, first-time degree/certificate-seeking undergraduates within 150% of normal time to program completion, by race/ethnicity:

Race/ Ethnicity	Full-time Graduation Rates	
	Comparative Institutions, Median	Southern Wesleyan University
Overall Rate (N=7)	55%	44%
Black or African American (N=6)	30%	32%
Hispanic/Latino (N=6)	48%	25%
White (N=6)	58%	49%
Race/Ethnicity Unknown (N=6)	35%	25%
Nonresident Alien (N=6)	63%	100%



Note: Based on 2011 cohort

SOURCE: U.S. Department of Education, National Center for Education Statistics, Integrated Postsecondary Education Data System (IPEDS): Winter 2017-18, Graduation Rates component.