

# POSITIVE CAREER OUTCOMES REPORT

May 2018 Graduates | 6 months after graduation

91%

of survey respondents reported employment in a position related to their career goals



83%

of survey respondents reported employment in a position related to their major area of study



83%

of survey respondents reported satisfaction (satisfied or very satisfied) with their current occupation



84%

## POSITIVE OUTCOMES

Working full- or part-time  
Enrolled in continuing education  
Serving in Military or as a Volunteer

220

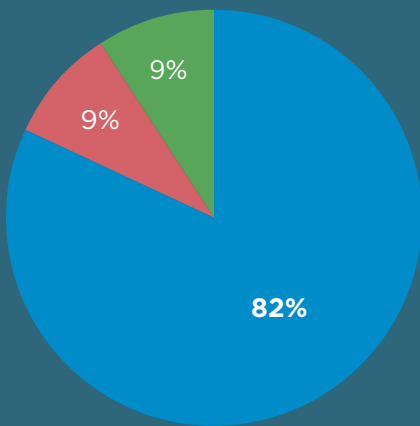
MAY 2018 TOTAL GRADUATES

180

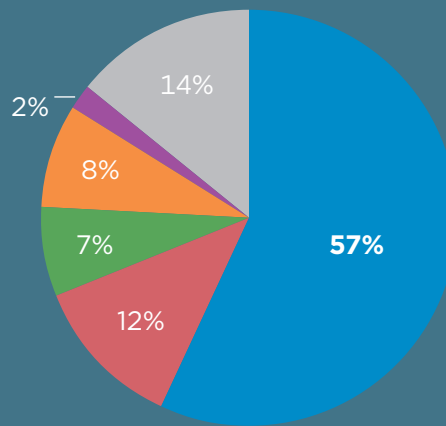
GRADUATES WITH VERIFIED OUTCOMES  
(82% knowledge rate)

## PRIMARY STATUS by Degree Level

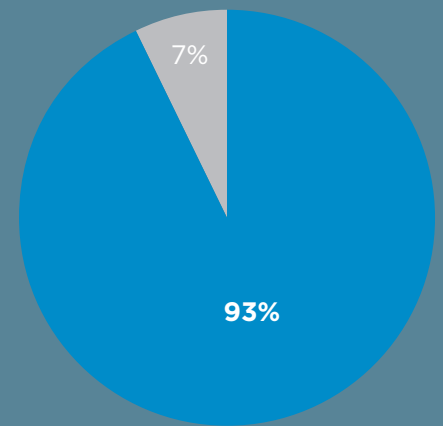
### ASSOCIATES DEGREE



### BACHELORS DEGREE



### MASTERS DEGREE



Working full-time



Working part-time



Enrolling in additional education



Seeking additional education



Engaged in military service



Engaged in volunteer service



Unemployed and seeking employment



Unemployed and not seeking employment

## TOP INDUSTRIES

Business Services

Education

Healthcare

Manufacturing

Marketing

Religion

Social Services

Government/  
Public Administration